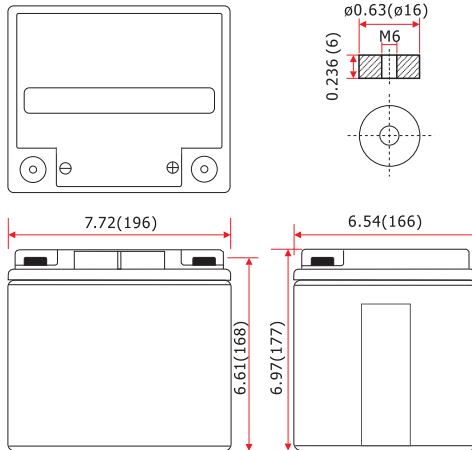


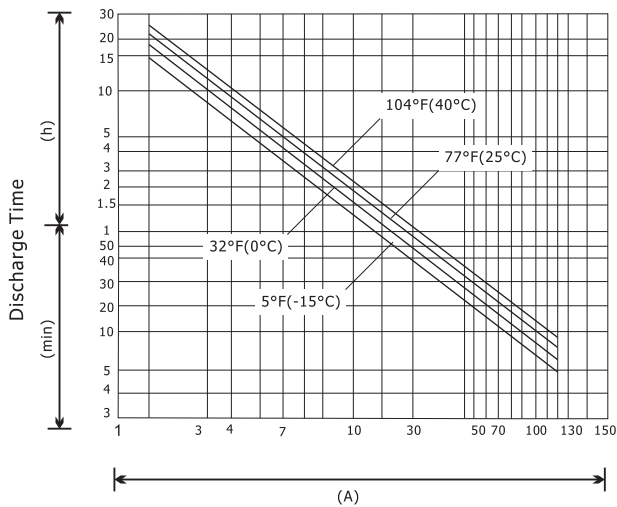
FB40-12G

12V40Ah Lead Acid Gel Battery

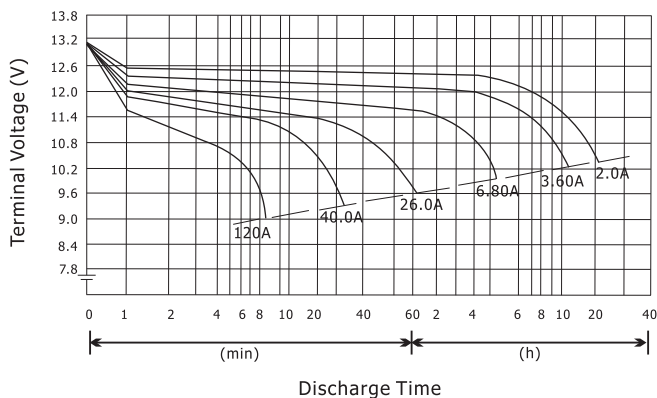
Unit:inch(mm)



■ Discharge Current and Discharge Duration Time



Discharge Curves 77°F(25°C)



■ Specification

Nominal Voltage	12V	
Rated Capacity (20hr Rate)	40Ah	
Dimensions	Length	7.72inches (196mm)
	Width	6.54inches (166mm)
	Height	6.93inches (176mm)
	Total Height	6.93inches (176mm)
Weight	Approx. 28.0lbs (12.7kg)	

■ Characteristics

Capacity 77°F(25°C)	20hour rate (2.00A)	40.0Ah
	10hour rate (3.60A)	36.8Ah
	5hour rate (6.80A)	34.0Ah
	1hour rate (26.0A)	26.0Ah
Internal Resistance	Full Charged, 77°F(25°C)	7mΩ
Capacity Affected By Temperature (10hr Rate)	104°F(40°C)	102%
	77°F(25°C)	100%
	32°F(0°C)	85%
	5°F(-15°C)	65%
Self-Discharge 77°F(25°C)	Capacity after 3 month storage	90%
	Capacity after 6 month storage	85%
	Capacity after 9 month storage	65%
Charge (Constant Voltage)	Initial Charge Current "LESS" than 12.0A	
	Cycle	14.2-14.5V/77°F(25°C)
	Stand By	13.4-13.7V/77°F(25°C)

**These data are average values obtained from three Charge/Discharge cycles. Note: These are NOT minimum values.

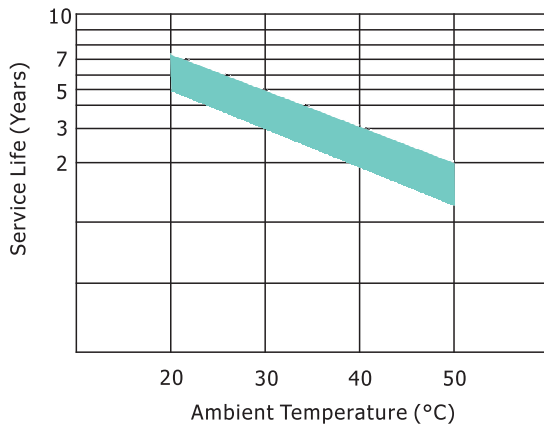
Constant Current Discharge Characteristics Unit: A (25°C / 77°F)

F.V/Time	5MIN	10MIN	15MIN	30MIN	1HR	2HR	3HR	5HR	8HR	10HR	20HR
9.6V	147	100	76.0	46.3	27.1	15.5	11.4	7.29	4.84	3.96	2.20
10.0V	136	95.4	72.5	44.7	26.6	15.2	11.2	7.17	4.75	3.88	2.16
10.2V	131	92.7	70.5	44.1	26.4	14.9	11.1	7.13	4.71	3.84	2.12
10.5V	120	87.1	67.0	42.4	25.8	14.7	10.9	7.05	4.63	3.80	2.07
10.8V	109	80.8	63.4	40.8	25.3	14.4	10.7	6.85	4.51	3.72	2.01
11.1V	95.0	72.5	58.2	39.2	24.9	14.1	10.1	6.73	4.44	3.68	1.92

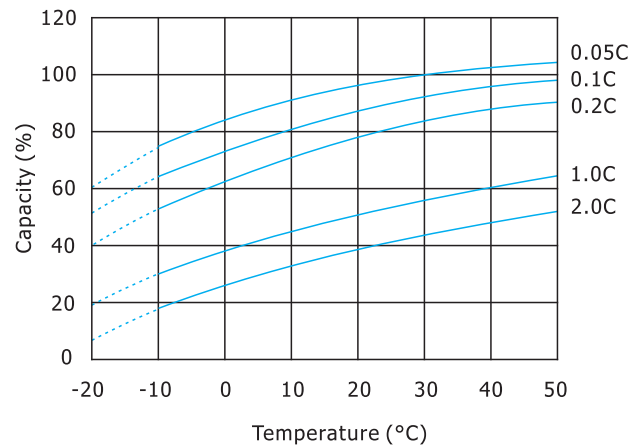
Constant Power Discharge Characteristics Unit: W (25°C / 77°F)

F.V/Time	5MIN	10MIN	15MIN	30MIN	1HR	2HR	3HR	5HR	8HR	10HR	20HR
9.6V	1585	1119	878	537	310	176	130	84.7	56.1	45.1	24.2
10.0V	1459	1050	826	522	303	173	127	83.2	54.6	44.4	24.0
10.2V	1390	1018	802	514	301	171	125	82.0	54.3	44.0	23.8
10.5V	1279	954	753	498	295	168	123	80.4	53.1	43.2	23.4
10.8V	1154	878	713	478	288	164	120	78.0	51.5	42.0	23.2
11.1V	1026	796	667	456	279	160	113	76.0	50.3	40.8	22.1

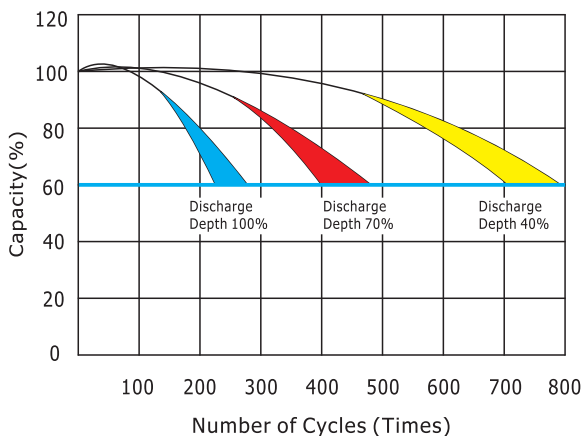
Trickle / Float Service Life



Effect of Temperature on Capacity



Cycle Service Life (@25°C/77°F)



Capacity Retention Characteristic

